

SCHWING-STETTER ALWAYS CLOSE TO THE CUSTOMER.

MIXERS FOR QUALITY CONCRETE IN ALL SLUMP RANGES

Pan Mixers | Twin-shaft Mixers



- Parent plant
- Production subsidiary
- Own/independent sales and service company

Subject to technical and dimensional modifications.
Photos are not binding.
The exact scope of the delivery is listed in the offer.



Stetter GmbH | Postfach 19 42 | 87689 Memmingen, Germany | Phone +49 (0) 8331 / 78-0
Fax +49 (0) 8331 / 78-275 | info@stetter.de | www.stetter.de

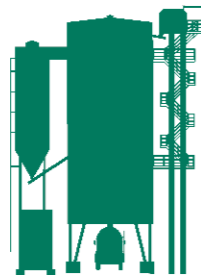


SCHWING-STETTER MOVES CONCRETE. **WORLDWIDE.**

Wherever concrete is produced and moved is where you will find Schwing-Stetter machinery.

With plants in Germany, Austria, USA, Brazil, Russia, China and India as well as with more than 100 sales and service facilities, the group of companies is always close to the customer.

Our wide range of products with something for every application is what makes Schwing-Stetter the No. 1 system supplier for concrete machinery worldwide.



CONCRETE MIXING PLANTS




TRUCK MIXER



TRUCK-MOUNTED CONCRETE PUMPS



STATIONARY CONCRETE PUMPS



SEPARATE PLACING BOOMS



CONCRETE RECYCLING PLANTS

FOR BEST RESULTS.

STETTER PAN MIXERS AND TWIN-SHAFT MIXERS.

Stetter has gained experience of more than 45 years in the field of concrete mixing. Experience which we evaluate systematically and implement consistently, so our mixers are state of the art from generation to generation. No matter if we talk about pan mixers or twin-shaft mixers – they are all characterised by high economic efficiency and flexible application possibilities.



STETTER PAN MIXERS.

The guarantee for reliability and quality concrete.

Stetter pan mixers guarantee production of quality concrete in all slump ranges as they mix intensively, thanks to short exchange paths both horizontally and vertically. Therefore, with Stetter pan mixers you produce homogenous concrete with short mixing times and low energy input.


An additional important factor for you: all components of the mixer are easily accessible for maintenance and repair – this saves time and cost. Stetter pan mixers are available in five construction sizes from 0.5 up to 2.25 m³ per batch compacted concrete.

STETTER PAN MIXERS.

Mature technique.

MIXING EQUIPMENT

The robust mixing arms are spring-mounted in the rugged rotor housing. Cleaning of the side walls and feeding of the mixture to the mixing tools is achieved by the inner and the spring-mounted outer scraper. Moreover, both scrapers support the mixing and discharging effect.



Wear sleeves made of polyurethane are used for protection of the mixing arms. Geometry and size as well as intersecting angle and the angle of the shovels are designed to ensure a distinct movement of the mixture and exchange of the mixture components. As required, we supply mixing shovels made of chilled cast iron, chilled cast iron with carbide pins or polyurethane.



Mixer types T 1500, T 2000 and T 2250 are also equipped with two fast rotating agitating tools for the versatile application ranges with highest demands on the mixing quality. The agitators are driven via a toothed belt from the mixer drive. The high speed of the agitators and the special design of the tools ensure an intensive agitation of the mixture. An extremely high homogeneity is the result.

LONG-LASTING MIXING TROUGH


Bottom and walls of the mixing trough are protected with exchangeable wear linings. Depending on the requirements, you can choose between linings made of high-quality wear plates, bonded plates, chilled cast iron or ceramics. The wall wear plates can be turned upside down, and for measuring of moisture and temperature we install adequate probes in the bottom or the outer wall of the mixing trough upon request.



SIMPLE DISCHARGING

Discharging is done by one or more hydraulically actuated sliding gates driven by the mixer motor. The mixer can be emptied completely within the shortest time, thanks to the large-dimensioned opening cross-section.

If space is limited, we recommend that one or more hydraulically actuated discharge flaps are used.



SOLID MIXER DRIVE

All Stetter pan mixers are driven via a planetary gearbox centrally arranged in the mixing trough.

With the T 500, the electric motor is flange-mounted directly to the gearbox – with all other pan mixers the electric motor is connected to the gearbox via a drive-shaft. An oil pump is mounted on the gearbox for actuating the hydraulic cylinder of the mixer discharge system.

STETTER PAN MIXERS.

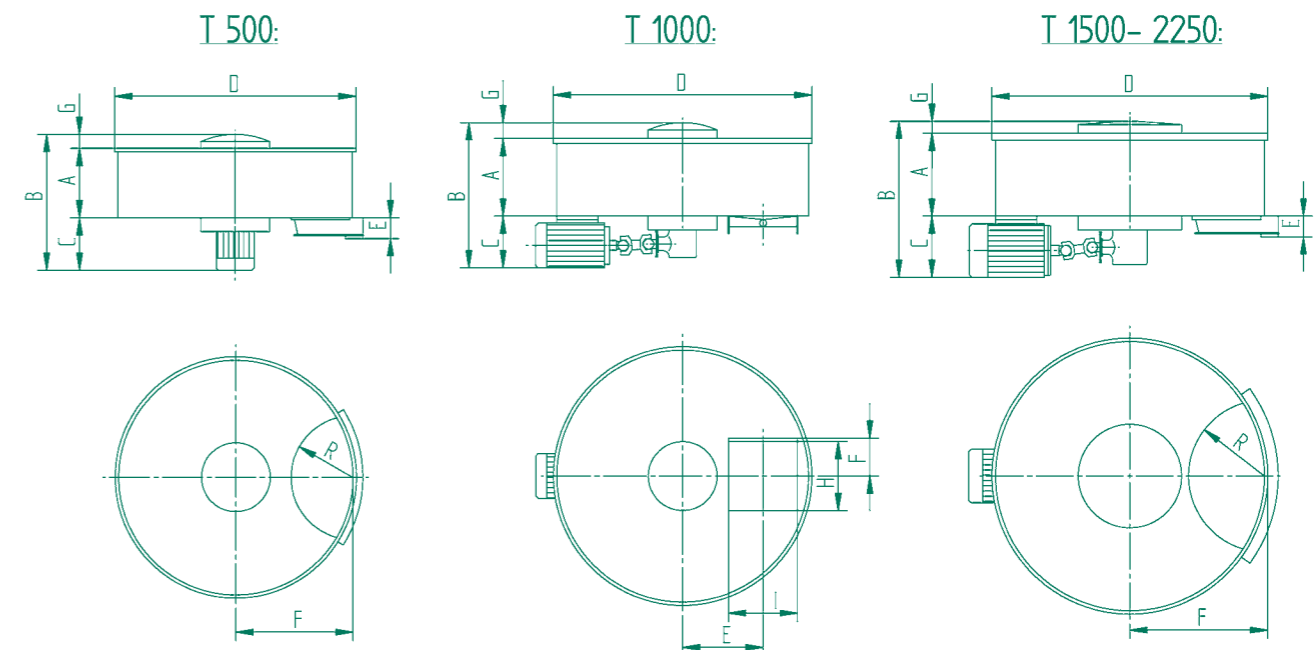
Data and facts.

PAN MIXERS		T 500	T 1000	T 1500	T 1500 L	T 2000	T 2250
Dry filling	litre	750	1,500	2,250	2,250	3,000	3,375
Compacted concrete quantity	litre	500	1,000	1,500	1,500	2,000	2,250
Max. grain size (round/crushed)	mm	80/63	80/63	80/63	80/63	80/63	80/63
Agitator arms with agitator ¹⁾	piece	–	–	–	2	2	2
Spring-mounted mixing arms ²⁾	piece	6	6	6	4/8	4/8	4/8
Scraper on the inner ring	piece	1	1	1	1	1	1
Spring-mounted scraper on the outer ring	piece	1	1	1	1	1	1
Drive power	kW	22	37	55	55	75	90
Rotor speed	1/min	28	22	22	20	20	20
Agitator speed	1/min	–	–	–	123	123	123
Mixer weight without cover	kg	2,600	3,900	4,500	6,700	6,900	6,900

¹⁾ Execution optionally with two agitators possible.

²⁾ Number depending on the execution with or without agitator.

DIMENSIONS		T 500	T 1000	T 1500	T 1500 L	T 2000	T 2250
A	mm	510	630	880	750	750	750
B	mm	1,230	1,420	1,554	1,772	1,772	1,772
C	mm	440	500	542	734	734	734
D	mm	2,204	2,510	2,710	3,370	3,370	3,370
E	mm	237	840	380	300	300	300
F	mm	1,095	360	1,280	1,670	1,670	1,670
G	mm	280	290	131	290	290	290
R/H	mm	460	654	600	890	890	890
I	mm	–	610	–	–	–	–




STETTER TWIN-SHAFT MIXERS.

Excellent mixing effect and time saving.

EXCELLENT MIXING EFFECT & TIME SAVING.

Excellent mixing effect with short mixing and discharge times, a wide range of applications as well as low wear: these are the characteristics of the compact Stetter twin-shaft mixers. Thanks to Stetter's heavy-duty mixing unit, an intensive agitation of the mixture is achieved, resulting in fast homogeneity of the mixture.

The new compact drive concept offers numerous advantages in daily operation. At first there is the easy access to all components of the mixer for maintenance and repair. And, thanks to the monobloc design with motor and gearbox forming one unit, misalignments or deviations in angles between the axles cannot cause problems.




LOW WEAR MIXING UNIT

Stetter twin-shaft mixers in construction sizes 1,25/2,25/2,5/3,0/3,5 m³ (ready-mix concrete) are trough mixers in compact design with two mixing shafts rotating against each other made of high-strength heat-treated steel. The mixing arms, made of high-quality cast steel, are arranged on the two hexagonal mixing shafts in a helical shape. A large overlapping of the tools and a low filling degree were envisaged. An intensive exchange of the mixture is guaranteed together with the flow-supporting blade configuration. Moreover, the low peripheral speed and the special design of the mixing tools, as well as the application of cast material of high hardness and high durability, ensure a long service life of the wear parts. The mixing shafts are sealed towards the interior with an axial face seal. An automatic grease lubrication system can be supplied for these four axial face seals as an option.

Durable spherical roller bearings are used for the mixing shafts. The bearings are arranged outside of the shaft sealing and accommodated in a separate housing.

All these features make for low maintenance requirements and provide savings in time and costs.

Optionally available: a special mixing unit for coarse grain for production of dam concrete. This enables the use of aggregates up to a grain size of 160 mm.



RUGGED DRIVE

Drive of the mixing shafts is via two slip-on straight bevel gearbox pairs especially developed by Stetter for this application. Synchronising the mixing shafts is achieved by coupling the two fast-running bevel gearbox steps by means of a joint shaft. The electric motors are directly connected to the special gearbox by means of a flange.

The advantages of this drive system are convincing:

- The low overall length requires less space on the mixer platform and facilitates the exchange of the mixer in existing plants
- Motor and gearbox form one unit, so readjusting of v-belts or toothed belts is not required
- High efficiency, also when starting
- Mounting of an overload clutch between electric motor and gearbox is possible for special requirements


STETTER TWIN-SHAFT MIXERS.

High-capacity mixers in compact design.



LONG-LASTING MIXING TROUGH

The mixing trough bottom is lined with 20-mm chilled cast iron tiles as standard. Thanks to their design, these tiles allow a large wear distance in the radial direction, thus guaranteeing a long lifetime. Moreover, these rhombus-shaped tiles are sloped over the tile height in the direction of the material flow in order to reduce wear. Stetter can also supply tiles with larger wall thickness for extreme application conditions. As standard, the front walls are lined with 15-mm wear plates. Optionally, 20-mm chilled cast iron tiles are also available.



SIMPLE DISCHARGE

Discharge is via a segment gate with large opening width, which is arranged between the two mixing shafts. The segment gate can be actuated via two air cylinders.

The opening position can be adjusted stepwise to the truck mixer's intake behaviour by means of an inductive switch.

TWIN-SHAFT MIXER		DW 1,25	DW 2,25	DW 2,5	DW 3,0	DW 3,5	DW 4,0
Dry filling	litre	1875	3.375	3.750	4.500	5.250	6.000
Compacted concrete capacity	litre	1.250	2.250	2.500	3.000	3.500	4.000
Max. grain size (round/crushed) ¹⁾	mm	63/63	80/63	80/63	80/63	80/63	80/63
Drive power	kW	45	75	2 x 37	2 x 55	2 x 55	2 x 75
Speed of the mixing shaft	1/min	27,2	22,5	22,5	22,5	22,5	22,5
Mixer weight without cover	kg	4.900	7.400	7.450	9400	9.400	10.375

¹⁾ With coarse grain mixing unit 160 mm.

DIMENSIONS		DW 1,25	DW 2,25	DW 2,5	DW 3,0	DW 3,5	DW 4,0
A	mm	2.380	2.760	2.760	3.270	3.270	3.525
B	mm	1.600	1.807	1.710	1.807	1.807	1.857
C	mm	2.126	2.550	2.550	2.550	2.550	2.550
D	mm	1.100	1.100	1.100	1.590	1.590	1.590
E	mm	1.860	2.160	2.160	2.670	2.670	2.926
F	mm	1.820	2.260	2.260	2.260	2.260	2.260
G	mm	1.500	1.740	1.740	2.250	2.250	2.505
H	mm	1.210	1.400	1.400	1.400	1.400	1.450
I	mm	940	870	870	870	870	870
J	mm	-	250	250	250	250	250

